

**SHARE
STRATH
BOGIE**

Share Strathbogie Report

Nagambie Splash Park

20th December 2021 - 31st January 2022



Strathbogie
shire

Project Performance **Overview**

Nagambie Splash Park - Share Strathbogie

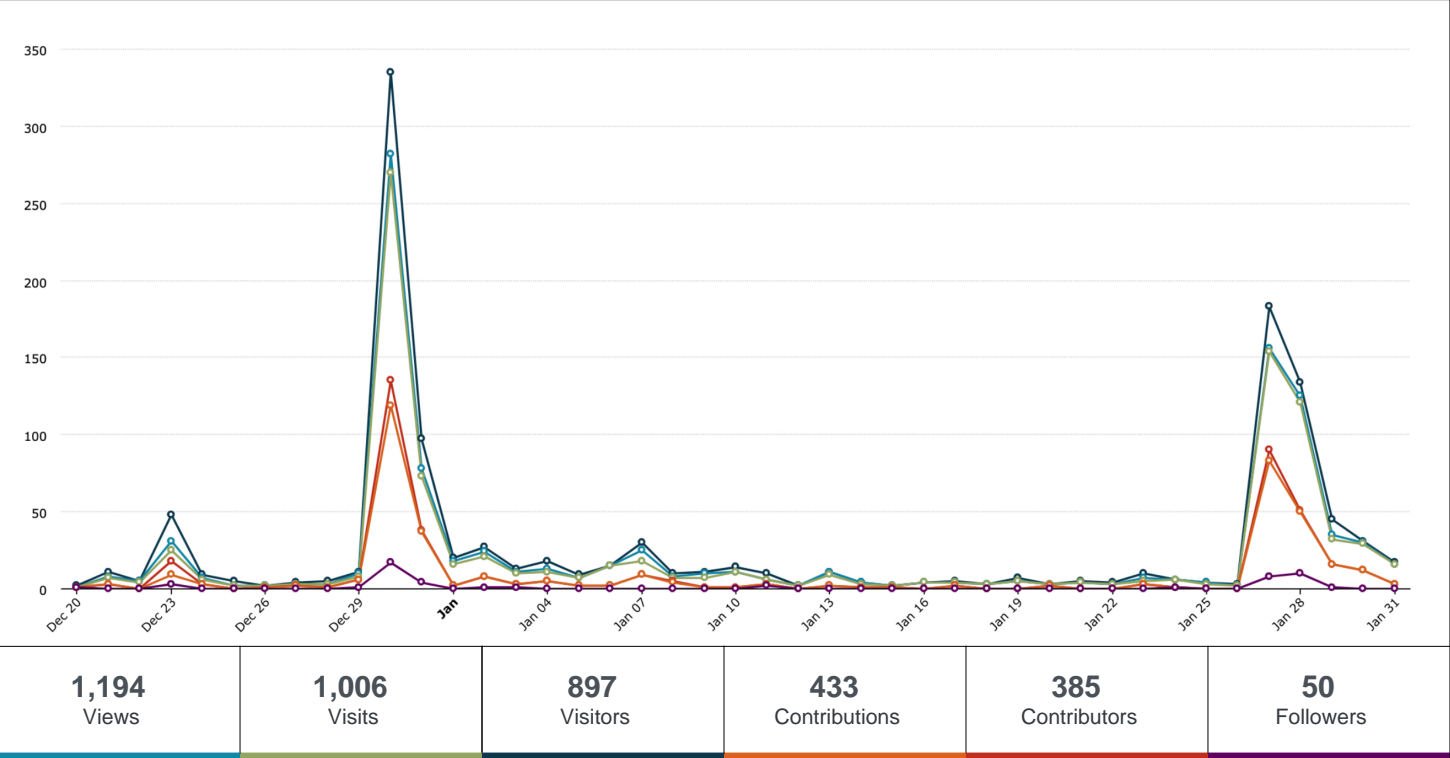
Pick your equipment

Report Type: Fund It Results Summary

Date Range: 20-12-2021 - 31-01-2022

Performance Summary

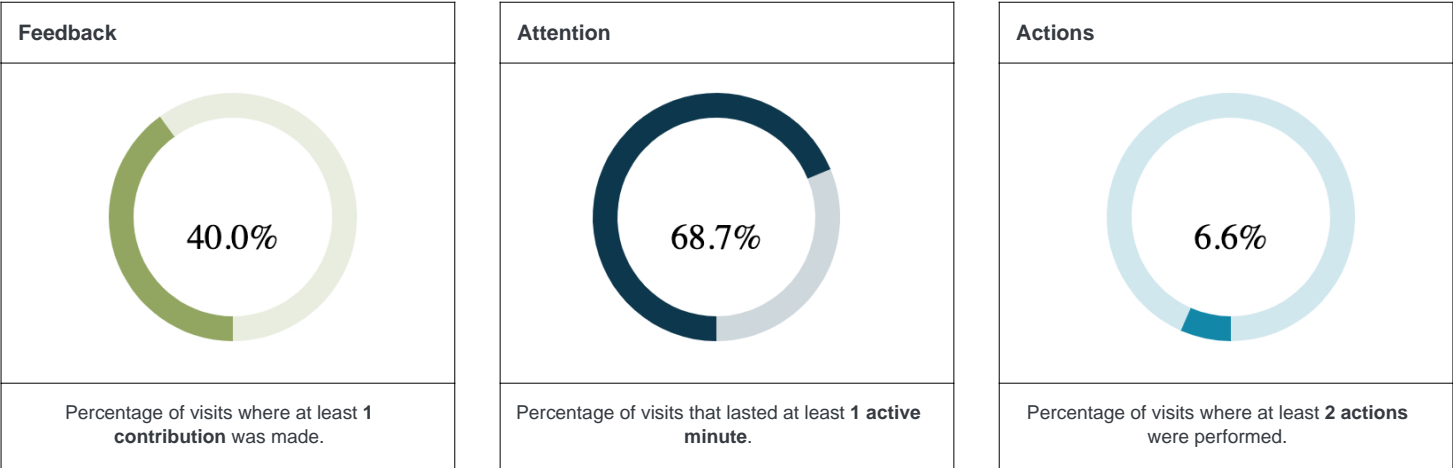
Information regarding key visitation and utilisation metrics for your Site or projects.



Views - The number of times a Visitor views any page on a Site.
Visits - The number of end-user sessions associated with a single Visitor.
Visitors - The number of unique public or end-users to a Site. A Visitor is only counted once, even if they visit a Site several times in one day.
Contributions - The total number of responses or feedback collected through the participation tools.
Contributors - The unique number of Visitors who have left feedback or Contributions on a Site through the participation tools.
Followers - The number of Visitors who have 'subscribed' to a project using the 'Follow' button.

Conversions

Information regarding how well your engagement websites converted Visitors to perform defined key actions.



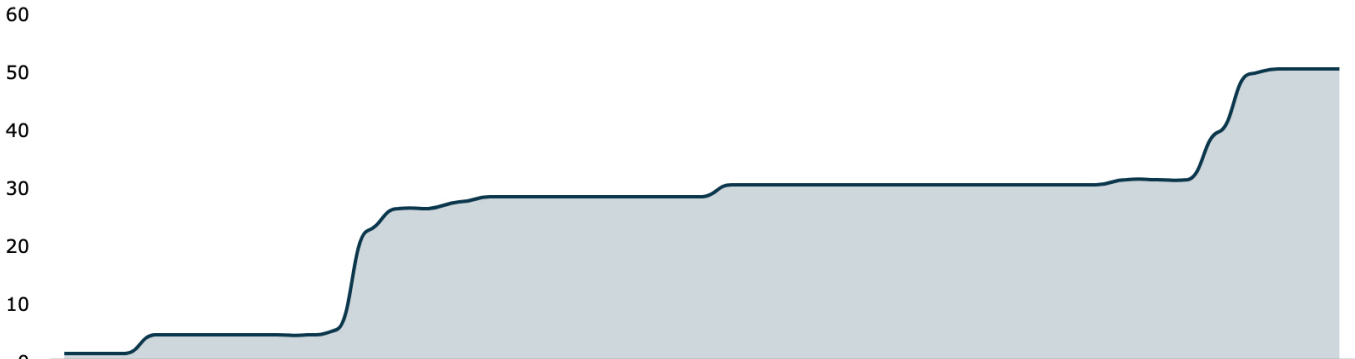
Projects

The current number and status of your Site's projects (e.g. engagement websites)

Engagement Time		Top Visited Pages Summary information for the top five most visited Pages.			
1 Days	15 Hours	44 Minutes			
Dec 30th 2021 Peak Visitation Date		Thursday Peak Visitation Day			
Page Name		Visitation %	Visits	Visitors	
Nagambie Splash Park		100.0%	1,006	897	

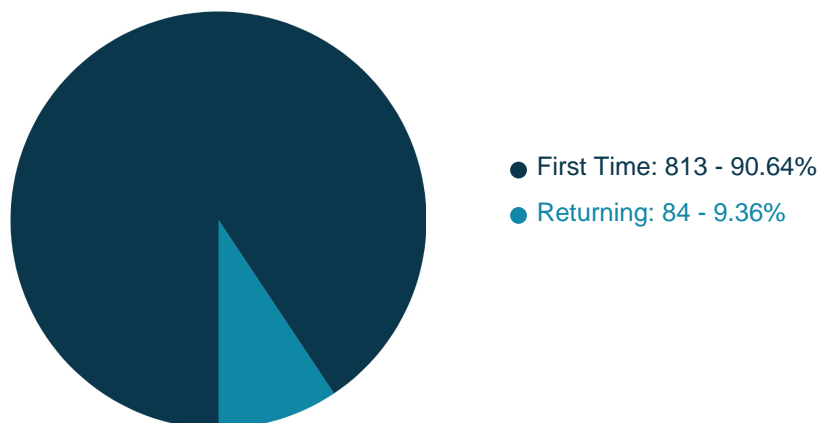
People

Information regarding who has participated in your projects and activities.

Follower Activity Information regarding the activity of registered Members who have 'followed' or subscribed to one or more projects.			
			
50 Total Followers	50 New Followers	50 Total Follows	50 New Follows
<p>Total Followers - The number of unique Members who have 'followed' at least one project.</p> <p>New Followers - The number of new unique Members who have 'followed' at least one project within the specified reporting date range.</p> <p>Total Follows - The number of total 'follows' performed by all Followers across all projects. Each Follower may record multiple Follows.</p> <p>New Follows - The number of new total 'follows' performed by all Members across all projects within the specified reporting date range.</p>			

Visitor Profile

Visitor Profile is a comparison between new visitor and returning over the selected period



First Time - The number of Visitors that are visiting a Site for the first time within the reporting date range.

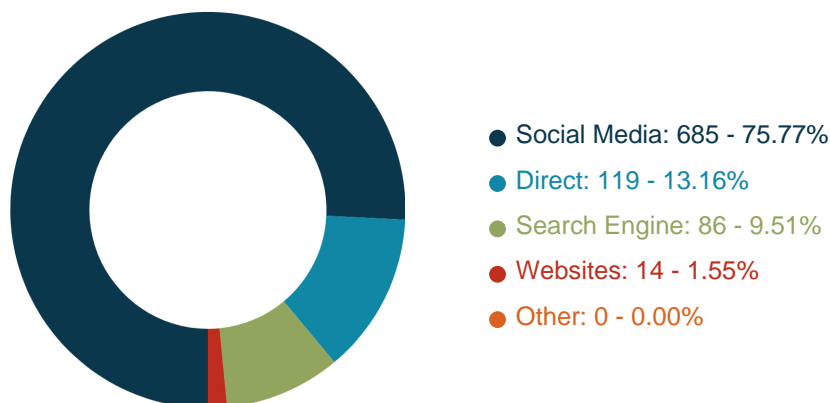
Returning - The number of Visitors that have made more than one Visit to a Site within the reporting date range.

Acquisition

Information regarding the method by which Visitors arrived to your Site or projects.

Referral Types

Referral traffic is the segment of traffic that arrives on your website through another source, like through a link on another domain.



Direct - Visitors who have arrived at a Site by entering the exact web address or URL of the page.

Search Engine - Visitors who have arrived at a Site via a search engine. Such as Google, Yahoo, etc.

Websites - Visitors who have arrived at the Site after clicking a link located on an external website.

Social Media - Visitors who have arrived at a Site by clicking a link from a known social media site such as Facebook, Twitter, LinkedIn, etc.

Other - Visitors who have arrived at a Site by undetermined means. This may include those arriving from a direct marketing campaign.

Project Results
Fund It

Nagambie Splash Park - Share Strathbogie

Pick your equipment


Report Type: Fund It Results Summary
Date Range: 20-12-2021 - 31-01-2022

385
Contributors


433
Contributions

Key Statistics


Top-level information about the activity.



187.74 points
Average Spend
210 points total budget



11
Projects
0 sponsors

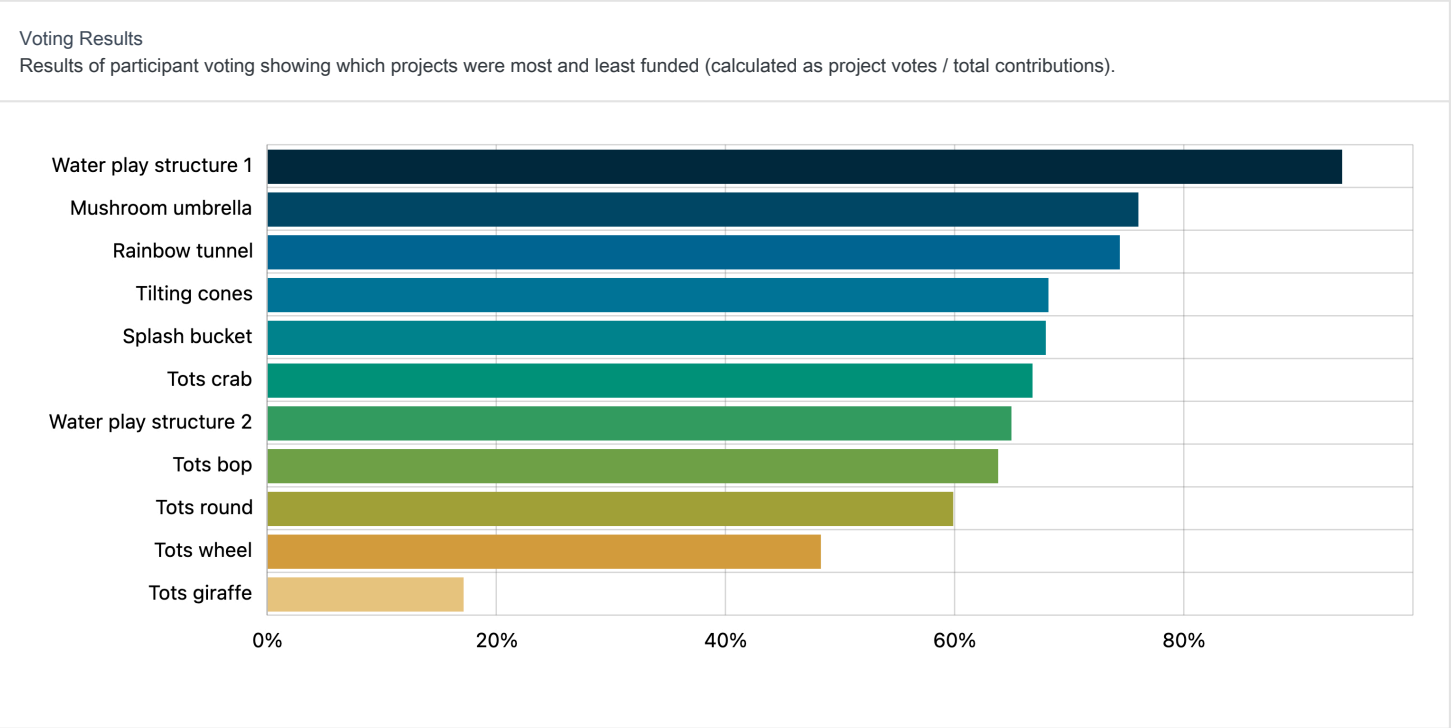


3034
Total Votes
7.01 avg. projects funded / contribution

Contribution Summary

Summary of the activity including details of the included projects, voting results and more.

Project Details Information on the projects included for potential funding including the name, cost, voting and other details.			
Project Name	Cost	Total Votes	%
Water play structure 1	50 pts	406	13.38%
Mushroom umbrella	20 pts	329	10.84%
Rainbow tunnel	20 pts	322	10.61%
Tilting cones	20 pts	295	9.72%
Splash bucket	20 pts	294	9.69%
Tots crab	20 pts	289	9.53%
Water play structure 2	50 pts	281	9.26%
Tots bop	20 pts	276	9.1%
Tots round	20 pts	259	8.54%
Tots wheel	20 pts	209	6.89%
Tots giraffe	20 pts	74	2.44%



Further Feedback	
Email	<p>I congratulate the Shire on establishing a splash park in Nagambie & have made my comments in the survey on the choice of activities on offer in the park. This facility will be a great one for the local & visiting children.</p> <p>I write to submit my formal objection to the location proposed for the splash park, as promoted on the Shire website. My reasons are:</p> <ol style="list-style-type: none"> 1. the grassed area in front of the toilet block is ideal for the general public to enjoy the lake views, to sit and picnic. This area should be preserved as an open space. 2. a construction, such as a splash park, will obstruct the view of the very lovely mural on the north facing wall of the toilet block. This would lower the positive impact of the mural and not be respectful of the talented and hard work that went into its construction. It would eliminate the pleasure in viewing the mural from the grassed area and from on the water. 3. the proposed location is on a hill; <ol style="list-style-type: none"> a) which is an attractive natural feature of the area and should be preserved and not be removed to allow for a flat splash park; b) would create unnecessary expense in excavation when flat land exists for the splash park nearby. 4. there are at least 3 other better suited flat land locations for the splash park, either in Buckley Park or Blaney Reserve. These could be: <ol style="list-style-type: none"> a) Buckley Park: south of the toilet block (where the big old gum tree used to be) b) Buckley Park: west of the toilet block, south-west of the BBQ area. c) Blaney Reserve: east of the playground. 5. Further, I do not support any structure to be built on Jacobson's Outlook, including a Splash Park. Again, it is a precious open space area, with unobstructed views of the lake, for the enjoyment of the general public. <p>So, I urge the Shire to take all local factors into consideration prior to finalising the location for the splash park. Many thanks for your attention to my formal objection. I would appreciate a reply and updates on the Splash Park plans for community consultation.</p>
Email	<p>We would like to raise that the splash park be fenced. Mothers attending the park were equally grateful but also agreeable to fencing for the tots near a deep water source.</p>
In person – Nagambie Kindergarten children	<ul style="list-style-type: none"> • Overwhelming support for the project! • Loved the slide/fort/tipping bucket/crab/tots tunnel etc. Weren't so keen on the giraffe and tots round (both not popular) • They would like to see different offerings eg: water squirting from the ground, and different pieces of equipment that do different things. • Lots of support for other pieces of equipment: <ul style="list-style-type: none"> ○ Platypus (to tie into the theme of platypus in the local waterways) ○ Tiger ○ Crocodile ○ Shark ○ Star fish ○ Octopus

Suggested Priorities

A prioritised list of projects based on the voting results that maximises the value of the defined budget.



200 points

Total budget for allocated projects



100%

Contributions that include at least one suggested project



99.31%

Contributions that include at least half (50%) of all suggested projects



11.09%

Contributions that include all (100%) of suggested projects



Water play structure 1

Cost: 50 pts


406 votes (13.38%)



Mushroom umbrella

Cost: 20 pts

329 votes (10.84%)



Rainbow tunnel

Cost: 20 pts

322 votes (10.61%)



Tilting cones

Cost: 20 pts

295 votes (9.72%)



Splash bucket

Cost: 20 pts

294 votes (9.69%)



Tots crab

Cost: 20 pts

289 votes (9.53%)